GENERAL ARRANGEMENT

PLAN HISTORY

DATE	REV.	DESCRIPTION
2011.10.11	F	FINAL DRAWING FOR HULL NO. S-5072

COMPASS DECK

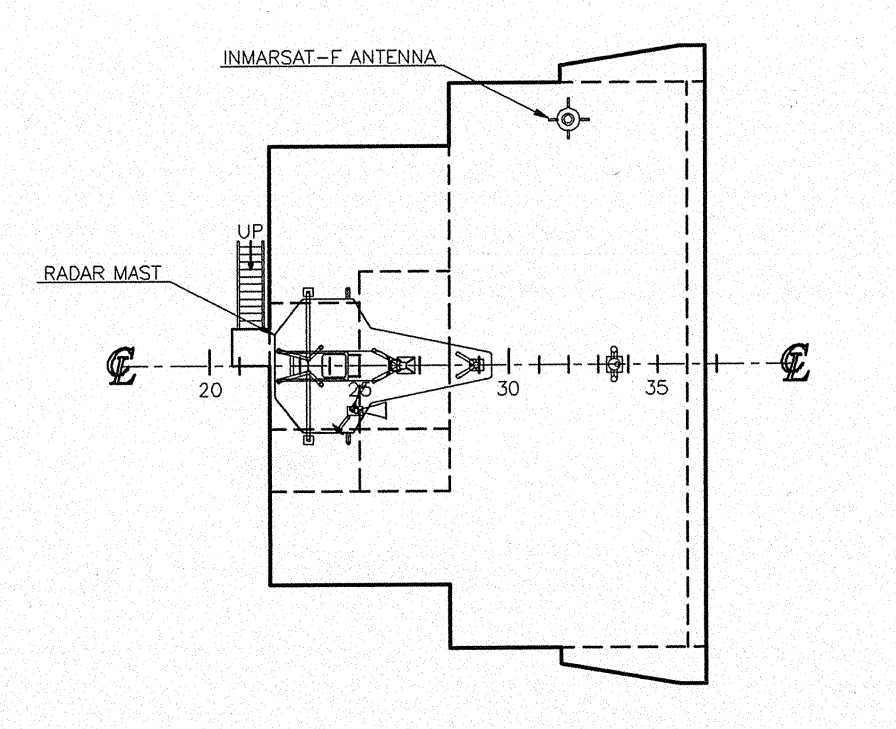
INMARSAT-F ANTENNA
RADAR MAST
UP
20
25
30
35

NAVI. BRI.DECK

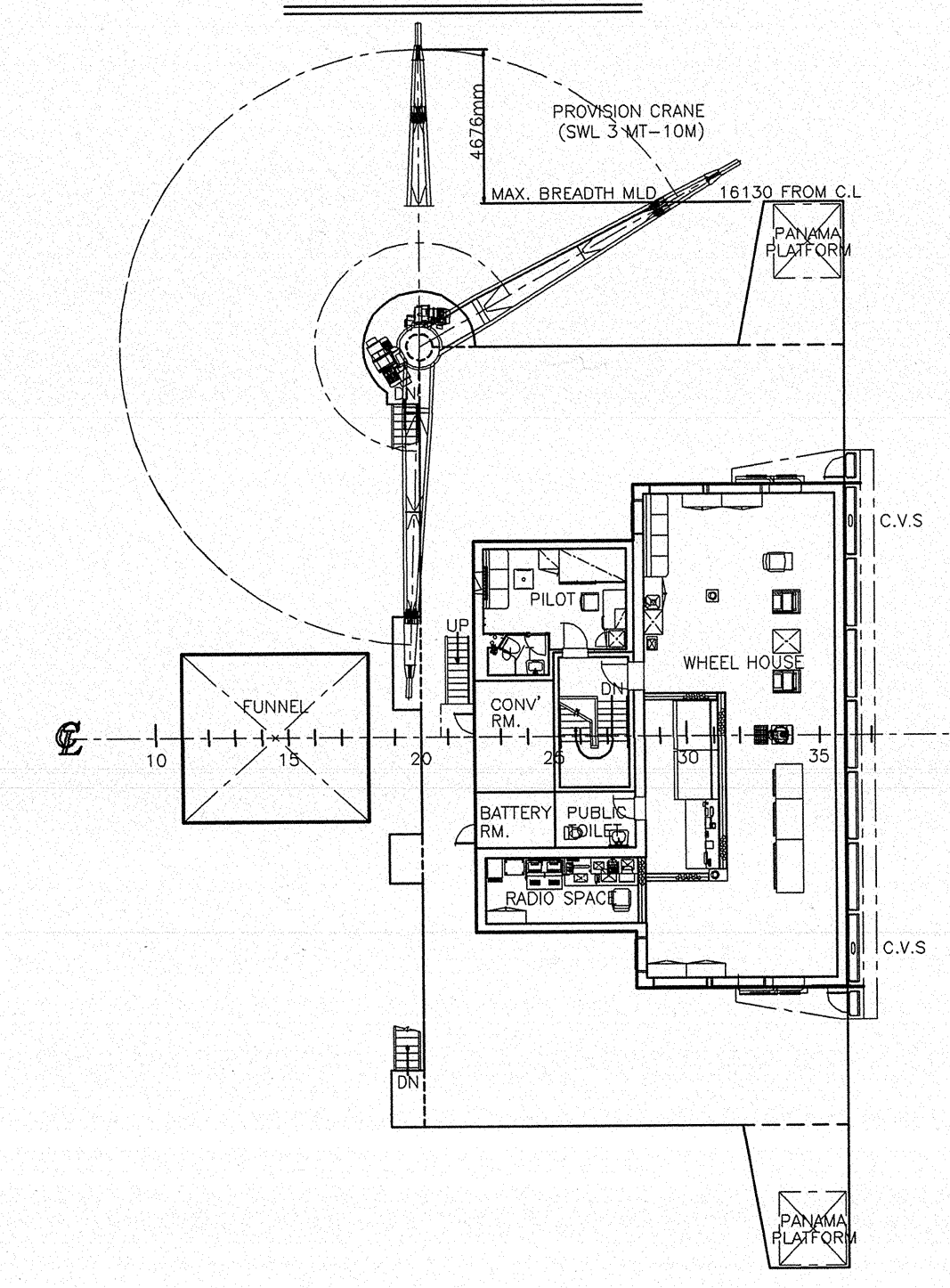
PROVISION CRANE (SWL 3 MT-10M)
4676mm
MAX. BREADTH MLD 16130 FROM C.L
PANAMA PLATFORM
C.V.S
PILOT
WHEEL HOUSE
CONV' RM.
FUNNEL
BATTERY RM.
PUBLIC TOILET
RADIO SPACE
UP
DN
10
15
20
25
30
35

"C" DECK

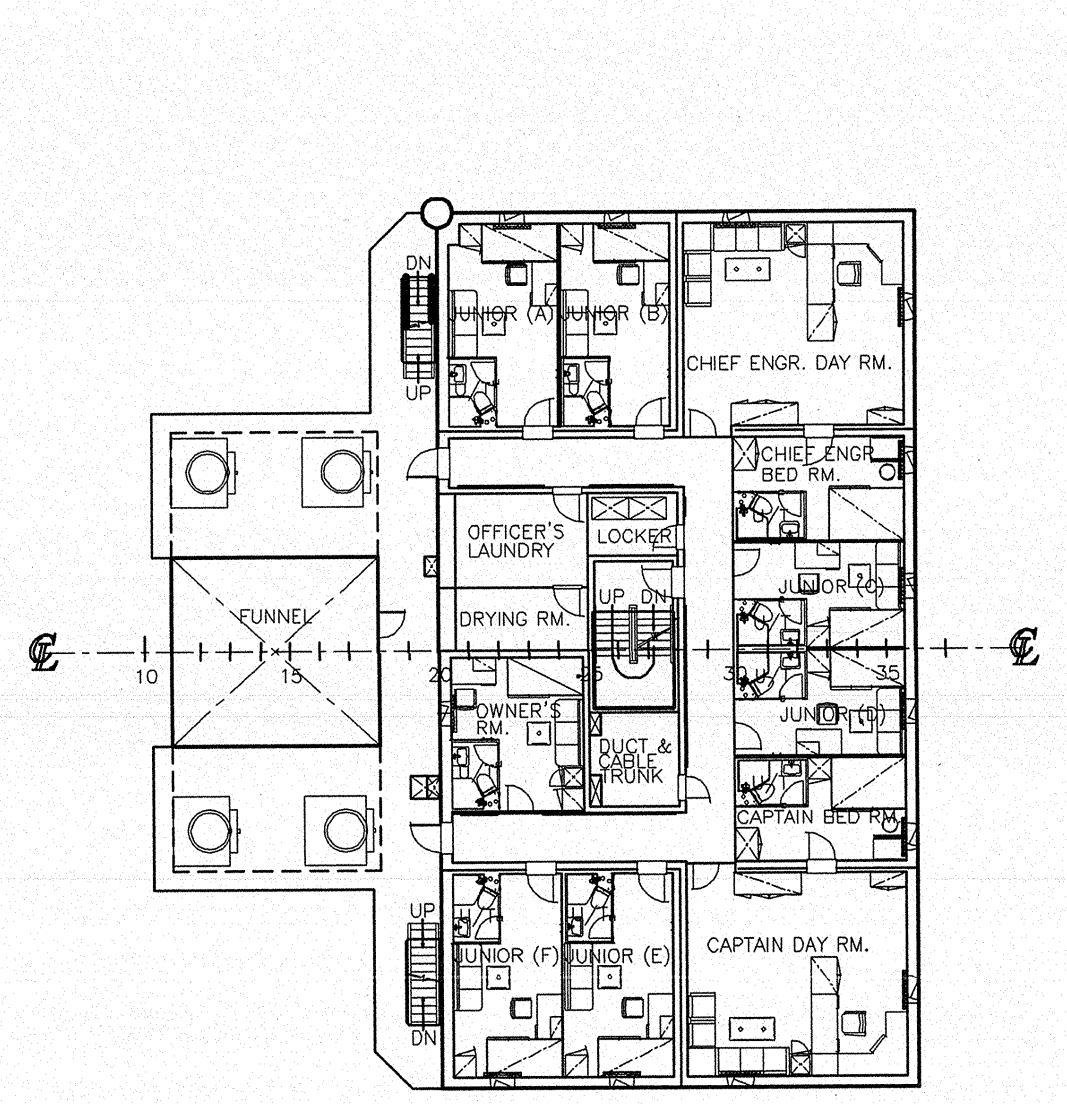
JUNIOR (A)
JUNIOR (B)
CHIEF ENGR. DAY RM.
CHIEF ENGR. BED RM.
OFFICER'S LAUNDRY
LOCKER
DRYING RM.
FUNNEL
OWNER'S RM.
DUCT & CABLE TRUNK
JUNIOR (C)
JUNIOR (D)
CAPTAIN BED RM.
JUNIOR (F)
JUNIOR (E)
CAPTAIN DAY RM.
UP
DN
10
15
30
35

PROFILE

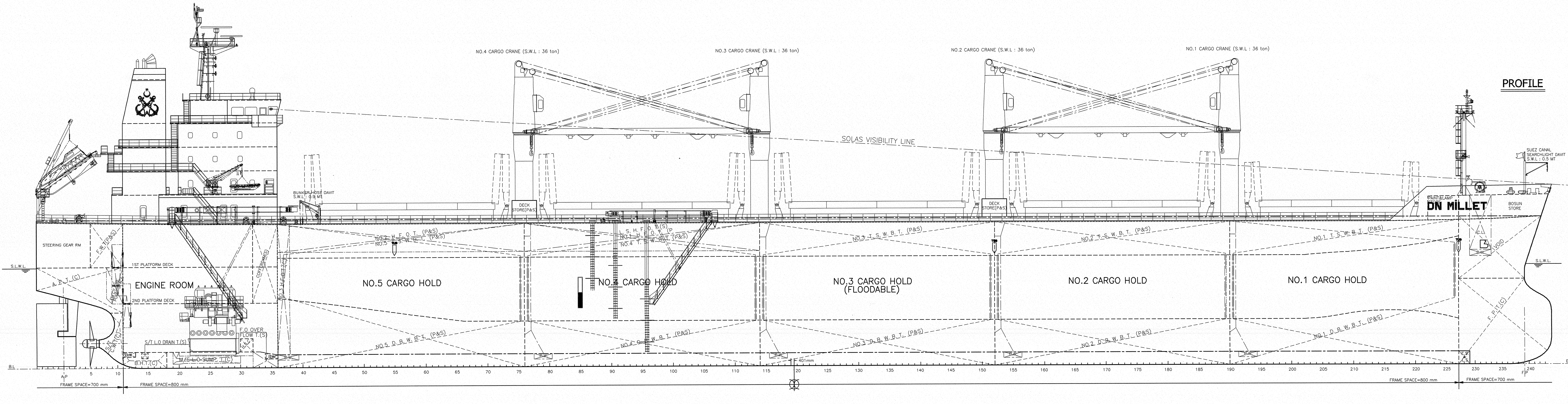
NO.4 CARGO CRANE (S.W.L : 36 ton)
NO.3 CARGO CRANE (S.W.L : 36 ton)
NO.2 CARGO CRANE (S.W.L : 36 ton)
NO.1 CARGO CRANE (S.W.L : 36 ton)
SOLAS VISIBILITY LINE
BUNKER HOSE DAVIT S.W.L : 0.9 MT
DECK STORE(P&S)
SUEZ CANAL SEARCHLIGHT DAVIT S.W.L : 0.5 MT
PAINT&LAMP STORE
DN MILLET
BOSUN STORE
STEERING GEAR RM
F.W.T.(P&S)
1ST PLATFORM DECK
2ND PLATFORM DECK
A.P.T.(C)
ENGINE ROOM
COFFERDAM(S)
NO.3 H.F.O.T.(C)
F.O OVER FLOW T.(S)
S/T L.O DRAIN T.(S)
M/E L.O SUMP T.(C)
B.H.T.(C)
S.L.W.L.
B.L
NO.2 H.F.O.T. (P&S)
NO.5 T.S.W.B.T. (P&S)
L.S.H.F.O.T.(S)
NO.1 H.F.O.T.(P)
NO.4 T.S.W.B.T. (P&S)
NO.3 T.S.W.B.T. (P&S)
NO.2 T.S.W.B.T. (P&S)
NO.1 T.S.W.B.T. (P&S)
NO.5 CARGO HOLD
NO.4 CARGO HOLD
NO.3 CARGO HOLD (FLOODABLE)
NO.2 CARGO HOLD
NO.1 CARGO HOLD
NO.5 D.B.W.B.T. (P&S)
NO.4 D.B.W.B.T. (P&S)
NO.3 D.B.W.B.T. (P&S)
NO.2 D.B.W.B.T. (P&S)
NO.1 D.B.W.B.T. (P&S)
VOID
F.P.T.(C)
401mm
A.P
F.P
FRAME SPACE=700 mm
FRAME SPACE=800 mm
FRAME SPACE=800 mm
FRAME SPACE=700 mm

MIDSHIP SECTION

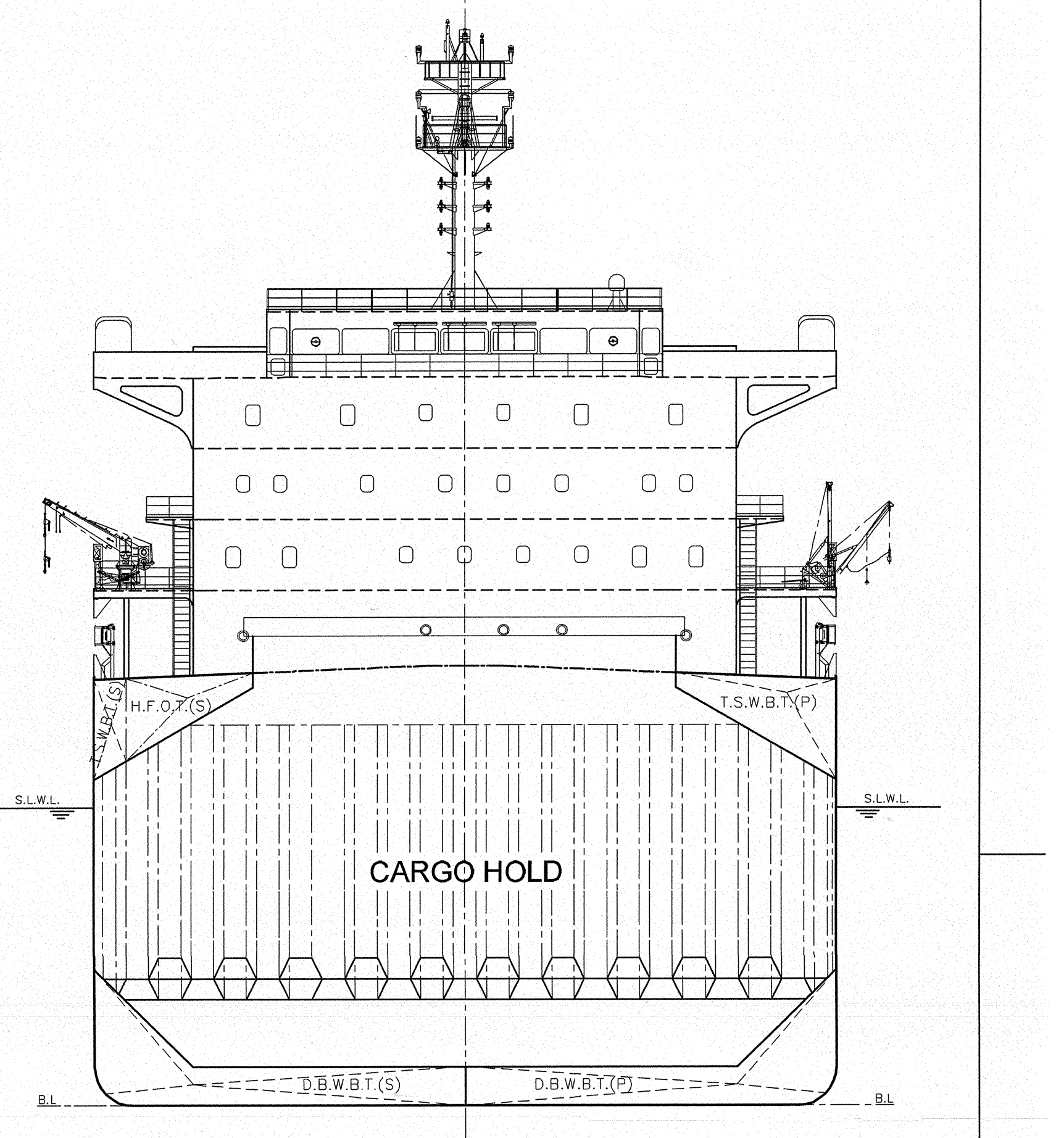
H.F.O.T.(S)
T.S.W.B.T.(P)
S.L.W.L.
CARGO HOLD
D.B.W.B.T.(S)
D.B.W.B.T.(P)
B.L

"B" DECK

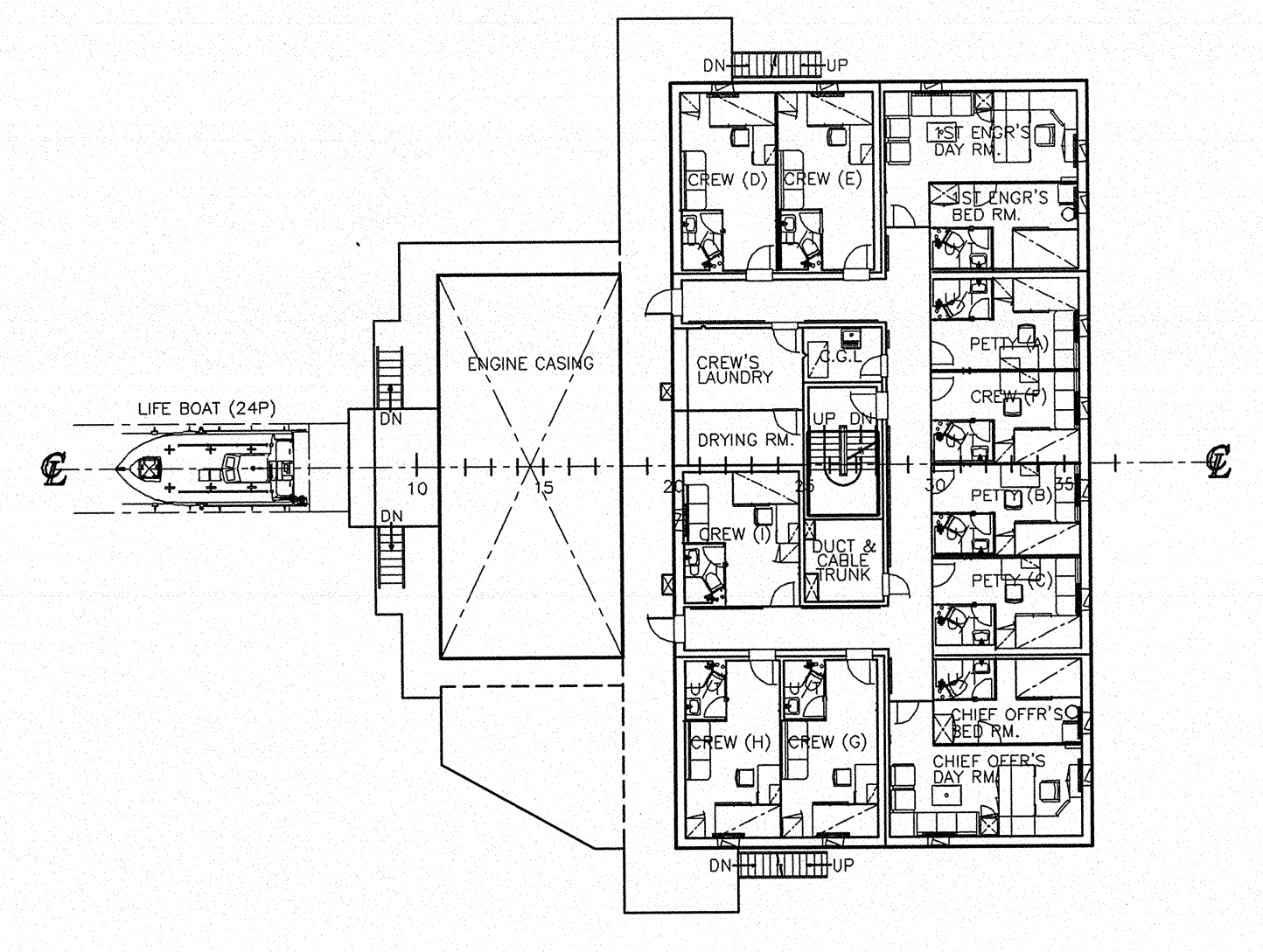
LIFE BOAT (24P)
ENGINE CASING
CREW (D)
CREW (E)
1ST ENGR'S DAY RM.
1ST ENGR'S BED RM.
CREW'S LAUNDRY
C.G.L
DRYING RM.
PETTY (A)
CREW (F)
PETTY (B)
CREW (I)
DUCT & CABLE TRUNK
PETTY (C)
CREW (H)
CREW (G)
CHIEF OFFR'S BED RM.
CHIEF OFFR'S DAY RM.
UP
DN

"A" DECK

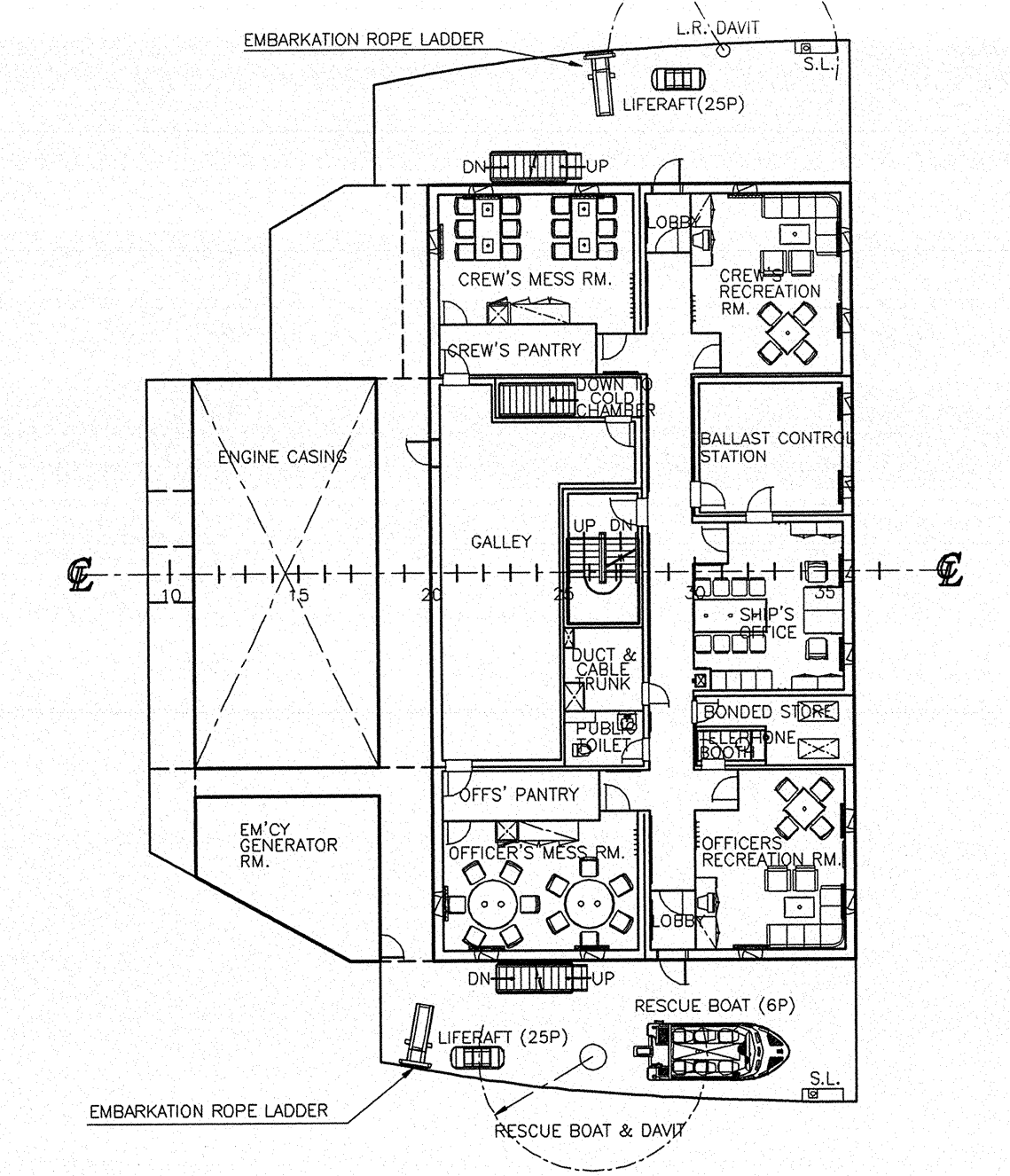
EMBARKATION ROPE LADDER
L.R. DAVIT
S.L.
LIFERAFT(25P)
CREW'S MESS RM.
LOBBY
CREW'S RECREATION RM.
CREW'S PANTRY
DOWN TO COLD CHAMBER
ENGINE CASING
BALLAST CONTROL STATION
GALLEY
SHIP'S OFFICE
DUCT & CABLE TRUNK
BONDED STORE
TELEPHONE BOOTH
PUBLIC TOILET
OFFS' PANTRY
EM'CY GENERATOR RM.
OFFICER'S MESS RM.
OFFICERS' RECREATION RM.
LIFERAFT (25P)
RESCUE BOAT (6P)
RESCUE BOAT & DAVIT
EMBARKATION ROPE LADDER

UPPER DECK

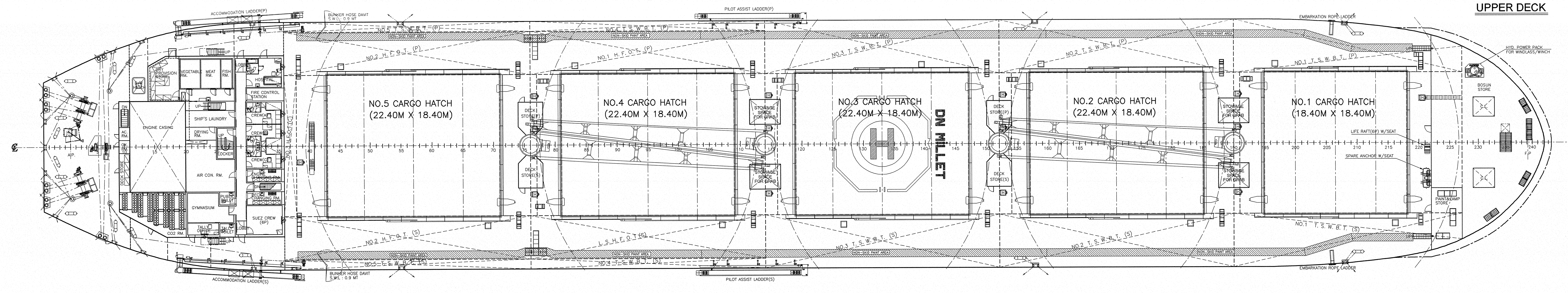
ACCOMMODATION LADDER(P)
BUNKER HOSE DAVIT S.W.L : 0.9 MT
PILOT ASSIST LADDER(P)
EMBARKATION ROPE LADDER
NON-SKID PAINT AREA
DRY PROVISION STORE
VEGETABLE RM.
MEAT RM.
FISH RM.
HOSPITAL
FIRE CONTROL STATION
ENGINE CASING
SHIP'S LAUNDRY
DRYING RM.
LOCKER
AIR CON. RM.
GYMNASIUM
CO2 RM.
TALLY OFFICE
TALLY TOILET
PUBLIC TOILET
ENGINE CHANGING RM.
DECK CHANGING RM.
SUEZ CREW (6P)
CREW(A)
CREW(B)
CREW(C)
DECK STORE
NO.5 CARGO HATCH (22.40M X 18.40M)
NO.4 CARGO HATCH (22.40M X 18.40M)
NO.3 CARGO HATCH (22.40M X 18.40M)
NO.2 CARGO HATCH (22.40M X 18.40M)
NO.1 CARGO HATCH (18.40M X 18.40M)
DECK STORE(P)
DECK STORE(S)
STOWAGE SPACE FOR GRAB
DN MILLET
HYD. POWER PACK FOR WINDLASS/WINCH
BOSUN STORE
LIFE RAFT(6P) W/SEAT
SPARE ANCHOR W/SEAT
PAINT&LAMP STORE
ACCOMMODATION LADDER(S)
PILOT ASSIST LADDER(S)

F'CLE DECK

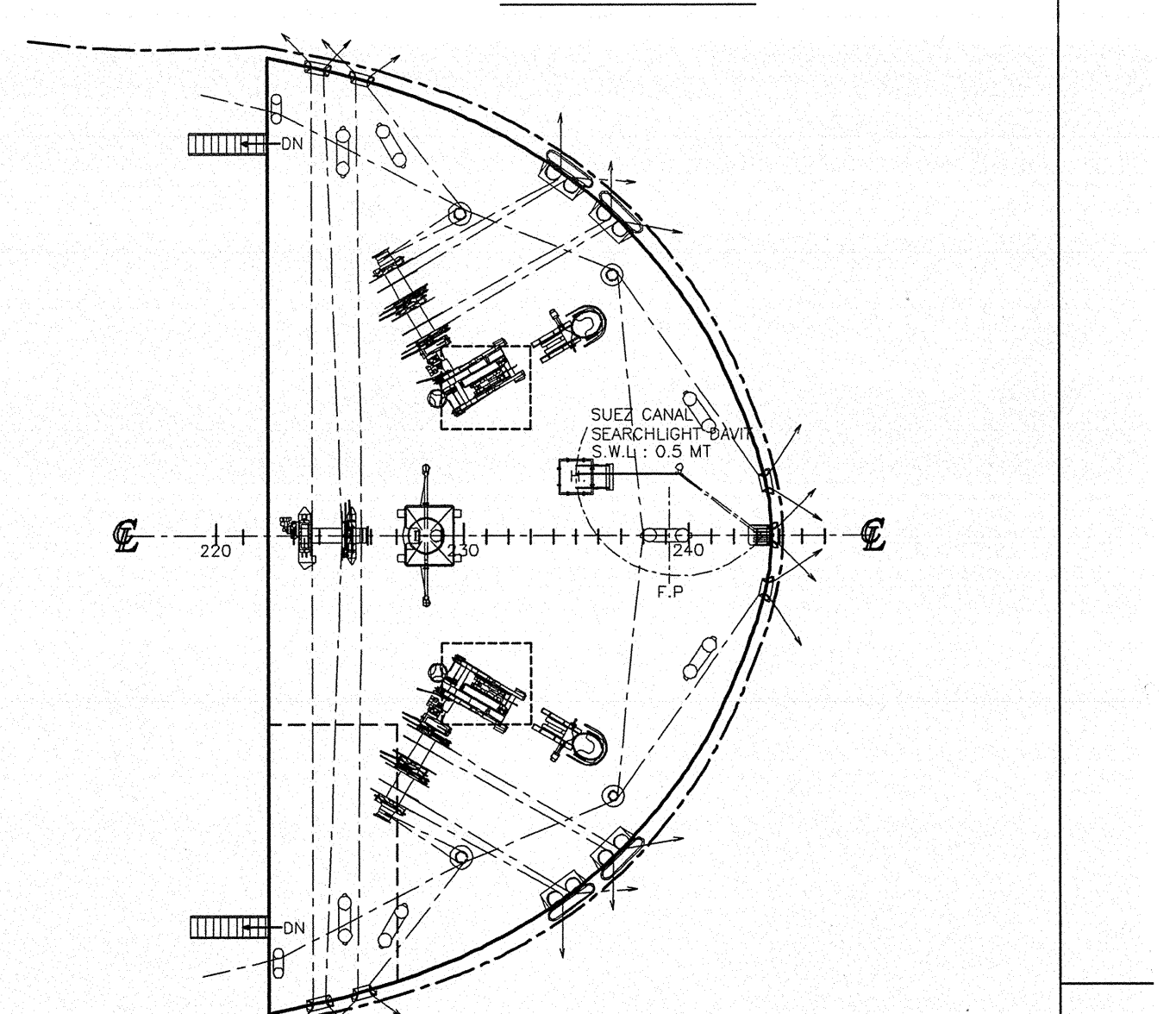
SUEZ CANAL SEARCHLIGHT DAVIT S.W.L : 0.5 MT
DN
220
230
240
F.P

PRINCIPAL PARTICULARS

LENGTH	O.A	196.00 m
LENGTH	B.P	189.00 m
BREADTH	MLD	32.26 m
DEPTH	MLD	18.60 m
DESIGN DRAFT	MLD	11.10 m
SUMMER LOAD DRAFT	EXT	13.02 m
DEADWEIGHT at DESIGN LOAD DRAFT		47,329.3 MT
DEADWEIGHT at SUMMER LOAD DRAFT		58,443.8 MT
MAIN ENGINE		
	MAN B&W Licensee 6S50MC-C (MK 8) x 1set	
	MCR :	9973 kW(13,560 ps) x 127.0 rpm
	NCR :	8976 kW(12,204 ps) x 122.6 rpm
SERVICE SPEED at NCR W/ 15% S.M on DESIGN DRAFT		15.25 Kts
CLASSIFICATION		
ABS : ✠A1, Bulk Carrier, BC-A[maximum cargo density 3.0 t-m3;holds 2 and 4 may be empty],Ⓔ ✠AMS ✠ACCU, CSR, AB-CM, ESP, GRAB(20), TCM, UWILD, POT, CPS, CRC, RW, RRDA		
COMPLEMENT		24P + 6 SUEZ CREW

1ST PLATFORM DECK

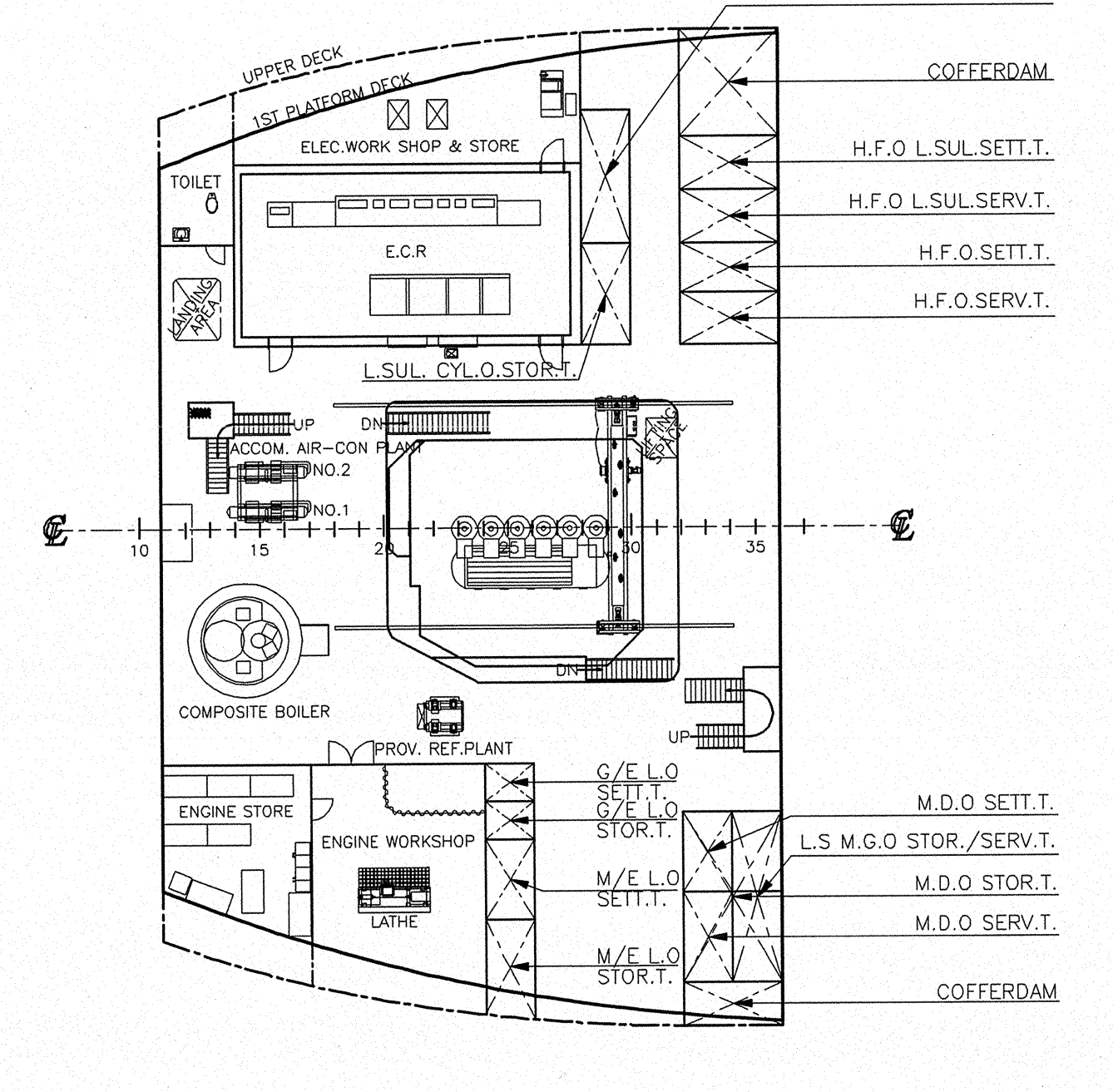
UPPER DECK
1ST PLATFORM DECK
ELEC.WORK SHOP & STORE
TOILET
E.C.R
LANDING AREA
L.SUL. CYL.O.STOR.T.
ACCOM. AIR-CON PLANT NO.2
NO.1
COMPOSITE BOILER
PROV. REF.PLANT
ENGINE STORE
ENGINE WORKSHOP
LATHE
G/E L.O SETT.T.
G/E L.O STOR.T.
M/E L.O SETT.T.
M/E L.O STOR.T.
CYL. OIL STOR.T.
COFFERDAM
H.F.O L.SUL.SETT.T.
H.F.O L.SUL.SERV.T.
H.F.O.SETT.T.
H.F.O.SERV.T.
M.D.O SETT.T.
L.S M.G.O STOR./SERV.T.
M.D.O STOR.T.
M.D.O SERV.T.
COFFERDAM

2ND PLATFORM DECK

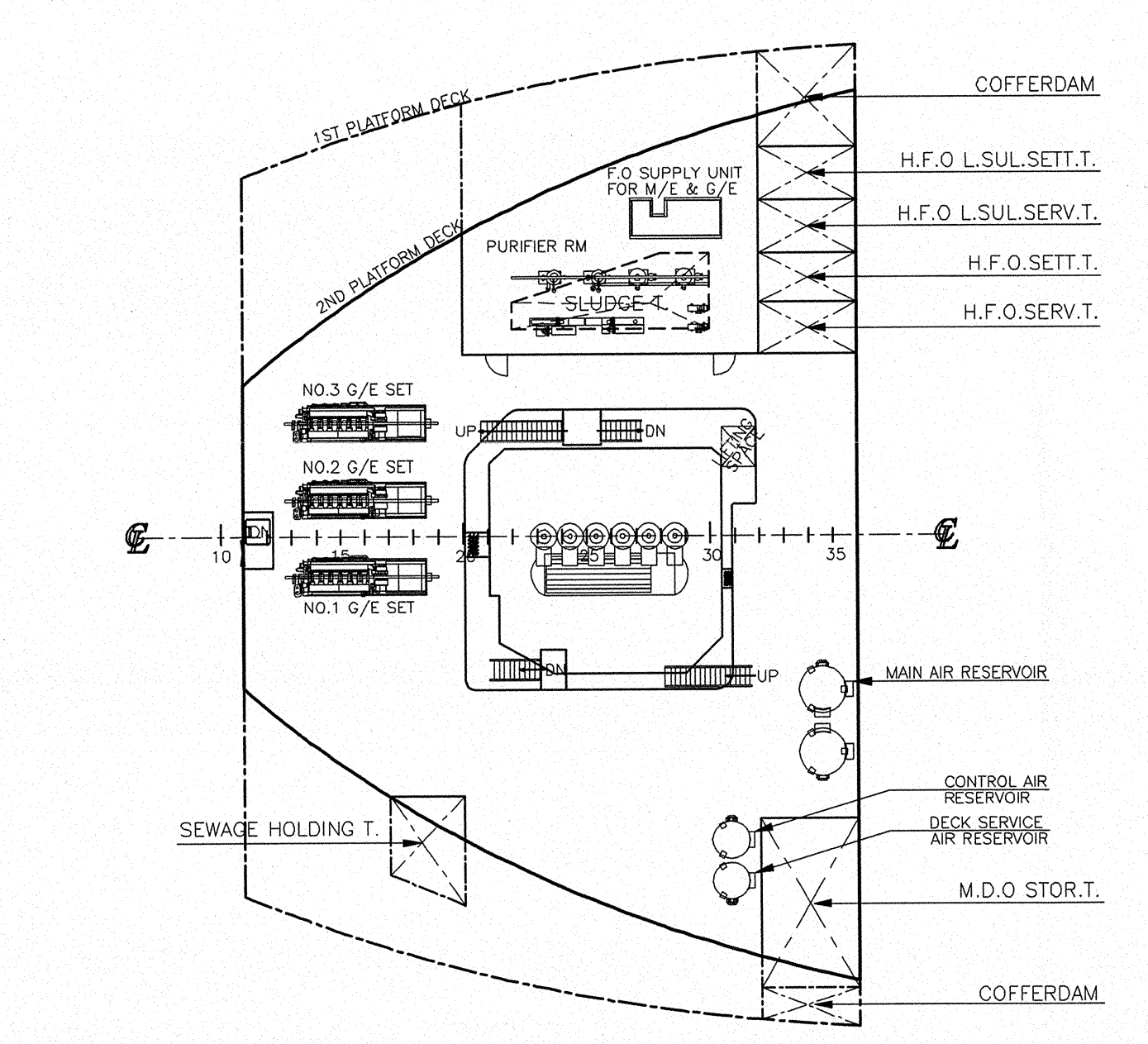
1ST PLATFORM DECK
2ND PLATFORM DECK
F.O SUPPLY UNIT FOR M/E & G/E
PURIFIER RM
SLUDGE T.
NO.3 G/E SET
NO.2 G/E SET
NO.1 G/E SET
SEWAGE HOLDING T.
COFFERDAM
H.F.O L.SUL.SETT.T.
H.F.O L.SUL.SERV.T.
H.F.O.SETT.T.
H.F.O.SERV.T.
MAIN AIR RESERVOIR
CONTROL AIR RESERVOIR
DECK SERVICE AIR RESERVOIR
M.D.O STOR.T.
COFFERDAM

TANK TOP

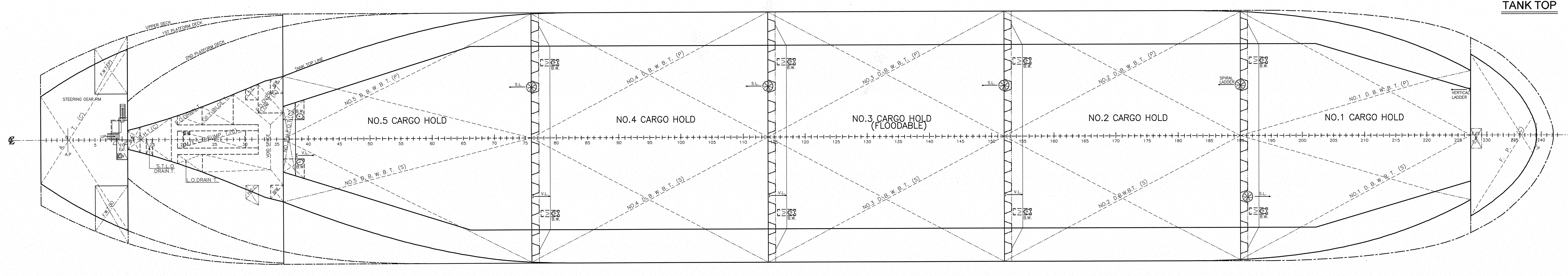
UPPER DECK
1ST PLATFORM DECK
2ND PLATFORM DECK
TANK TOP LINE
STEERING GEAR RM
A.P.T.(C)
F.W.T.(P)
F.W.T.(S)
B.H.T.(C)
F.O.DRAIN T.
OILY BILGE T.
F.O.OVER FLOW T.
M/E L.O SUMP T.(C)
S.T.L.O DRAIN.T.
L.O.DRAIN T.
VOID SPACE
NO.3 H.F.O.T.(C)
NO.5 D.B.W.B.T. (P)
NO.5 D.B.W.B.T. (S)
NO.4 D.B.W.B.T. (P)
NO.4 D.B.W.B.T. (S)
NO.3 D.B.W.B.T. (P)
NO.3 D.B.W.B.T. (S)
NO.2 D.B.W.B.T. (P)
NO.2 D.B.W.B.T. (S)
NO.1 D.B.W.B.T. (P)
NO.1 D.B.W.B.T. (S)
NO.5 CARGO HOLD
NO.4 CARGO HOLD
NO.3 CARGO HOLD (FLOODABLE)
NO.2 CARGO HOLD
NO.1 CARGO HOLD
S.L.
SPIRAL LADDER
VERTICAL LADDER
B.W.
V.L.
F.P.

AMILLA		BB - 01
HULL NO.	S-5072	IMO 9498561
SHIP TYPE	DWT 59,000 TON CLASS BULK CARRIER	

APPROVED : CHSon
APPROVED :
CHECKED : S.J.Ki
DRAWN : Y.M. KIM
TEL. (051) 320-7507

TITLE
GENERAL ARRANGEMENT

DATE	SCALE	CLASS	DWG NO.	REV.NO.
2011.10.11	1/200	ABS	DB100031DB	F

SPP
DESIGNER BASIC DESIGN DEPARTMENT
BUILDER SPP SHIPBUILDING CO., LTD.